



Iowa Public Schools Today

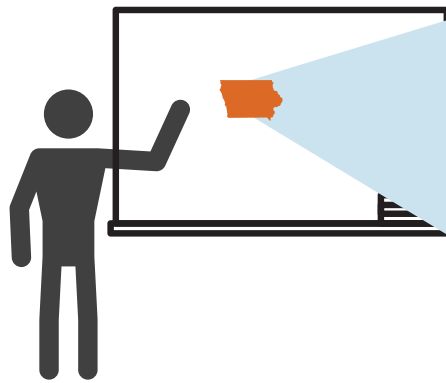
The commitment Iowans make to provide a high-quality public education to Iowa young people is an enormous undertaking.

Iowa Public Schools: By the Numbers

About 1 in 6 Iowans is part of our public schools daily as a student or staff member

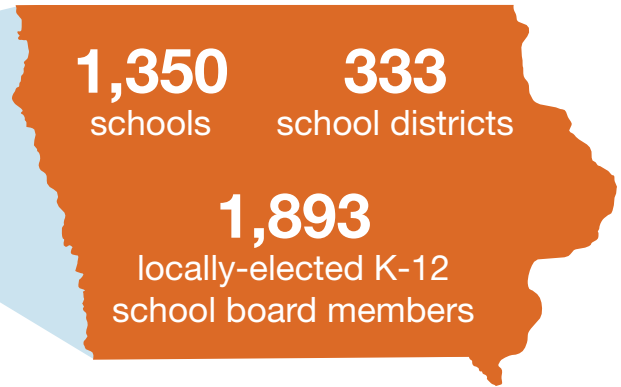


483,451
students




79,339
employees*

*Not all school employees are full time; represents 72,680 full-time equivalent (FTE) positions.

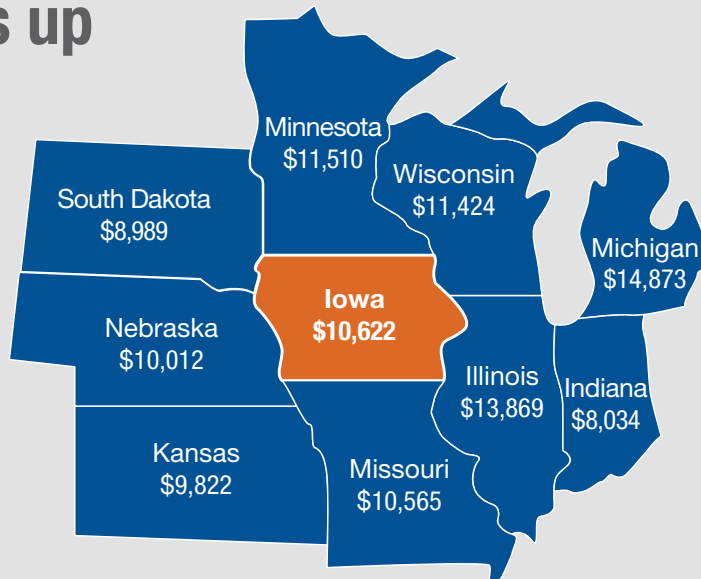


How Iowa stacks up



\$5.9 billion
total investment annually

27th
Iowa's National Rank in
Spending



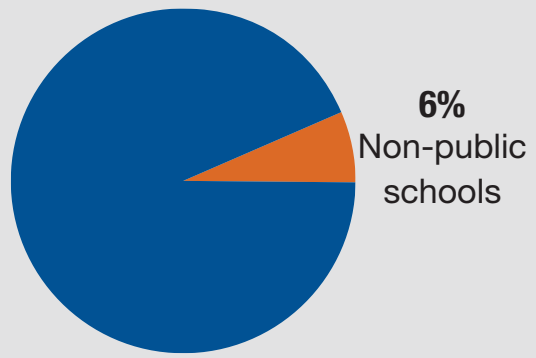
\$10,622
average expenditure
per student in Iowa

\$11,709
National expenditure
per student

Iowa public schools serve

94%

of students enrolled in school



K-12 Snapshot: Student Enrollment

	2015-16	2000-01
Student Enrollment	483,451	494,291
Minority	21.8% 104,052 students	9.7% 48,391 students
Economically disadvantaged (lunch assistance)	41.0% 195,817 students	26.7% 131,577 students
Special Education	11.6% 56,039 students	12.8% 63,392 students
English Learners	5.7% 27,839 students	2.3% 11,248 students

Public School Employees Snapshot: 2015-16

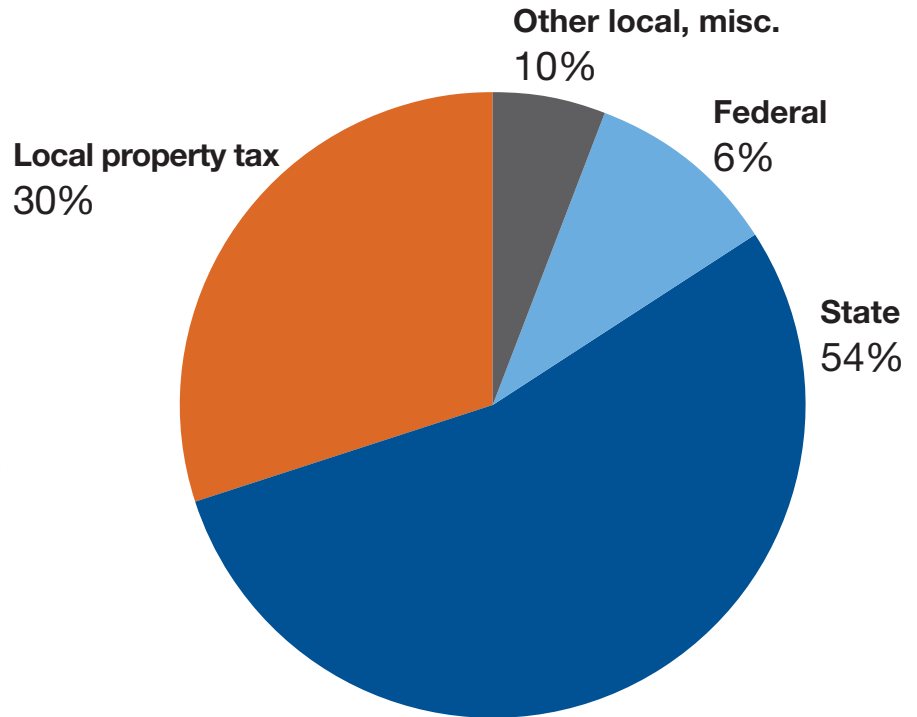
	Teachers	Principals	Superintendents
Number	34,727	1,142 for 1,350 schools*	283 for 333 districts*
Average age	40.8 years	46.0 years	51.4 years
Percent female	75.1%	39.8%	13.1%
Percent minority	2.3%	3.0%	1.1%
Average total experience	13.5 years	19.6 years	24.0 years
Advanced degree	32.9% Master's degree	83.3% Master's degree	58.7% Doctorate/Specialist degree
Average regular salary	\$53,048	\$99,924	\$142,127
Enrollment category average salary range (300 - 7,500+ students)	\$45,355 - \$59,886	\$84,153-\$112,180	\$104,896 - \$219,037

* Administrators in smaller school districts often serve more than one building or school district.

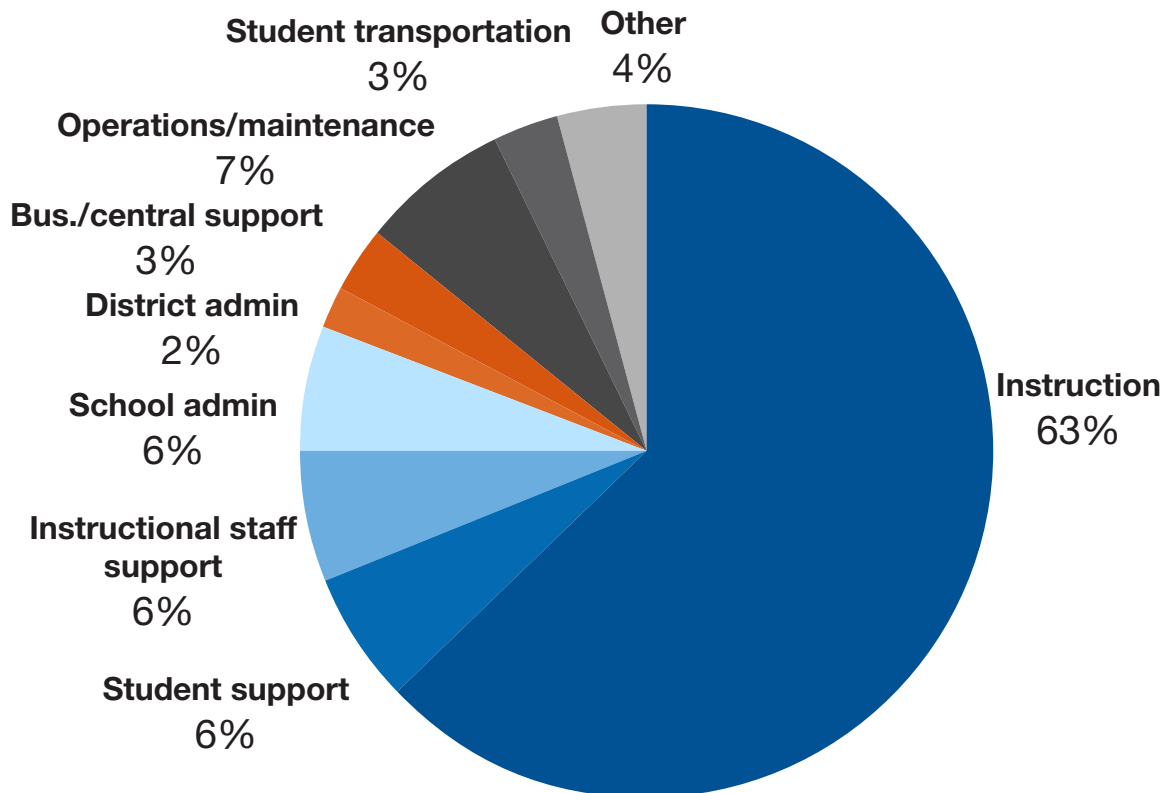
A Closer Look: Iowa Public School Funding

Where does the money come from?

\$5.9 Billion
General Fund 2015-16



How is it spent?



promiseiowa.org

#Promisela

