



# Iowa Public Schools Today


The commitment Iowans make to provide a high-quality public education to Iowa young people is an enormous undertaking.

## Iowa Public Schools: By the Numbers

About 1 in 6 Iowans is part of our public schools daily as a student or staff member



**485,147**  
students



**79,783**  
employees\*

\*Not all school employees are full time; represents 73,222 full-time equivalent (FTE) positions.


**1,329**  
schools

**333**  
school districts

**1,893**  
locally-elected K-12  
school board members

Iowa Department of Education, Basic Educational Data Survey (BEDS), 2016-17 staff file, and IASB calculations

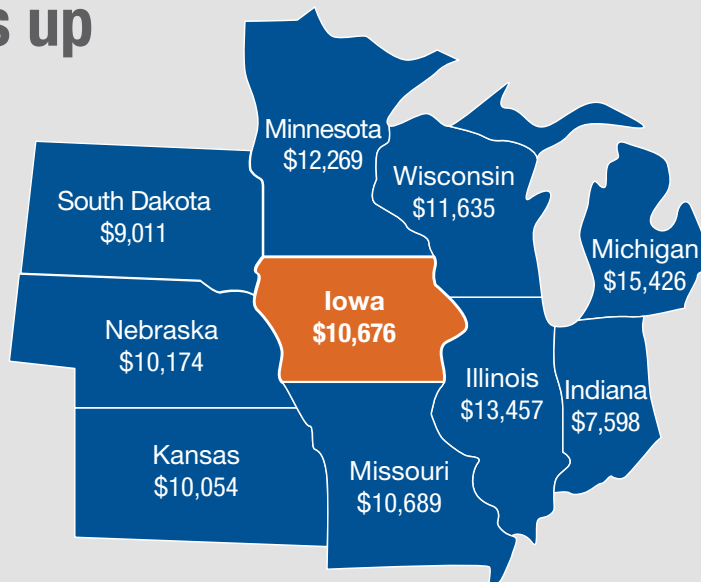
## How Iowa stacks up



**\$5.8+ billion**  
total investment annually

**28th**

Iowa's National Rank in  
Spending



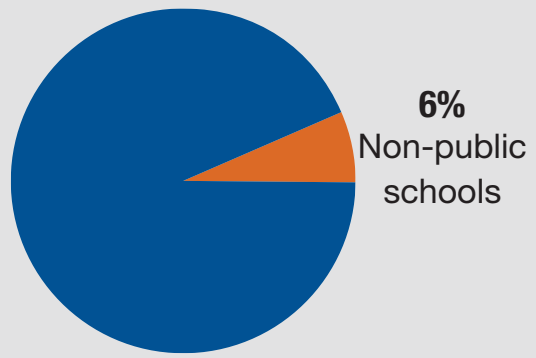
**\$10,676**  
average expenditure  
per student in Iowa

**\$11,787**  
National expenditure  
per student

Iowa public schools serve

**94%**

of students enrolled in school



## K-12 Snapshot: Public Schools Student Enrollment

	2016-17	2000-01
<b>Student Enrollment*</b>	485,147	494,291
<b>Minority</b>	<b>23.5%</b> 113,076 students	9.7% 48,391 students
<b>Economically disadvantaged (lunch assistance)</b>	<b>41.3%</b> 198,885 students	26.7% 131,577 students
<b>Special Education</b>	11.6% 56,039 students	12.8% 63,392 students
<b>English Learners</b>	<b>5.9%</b> 28,604 students	2.3% 11,248 students

\*Based on the certified enrollment. Other enrollment based on Student Report in Iowa enrollment.

## Public School Employees Snapshot: 2016-17

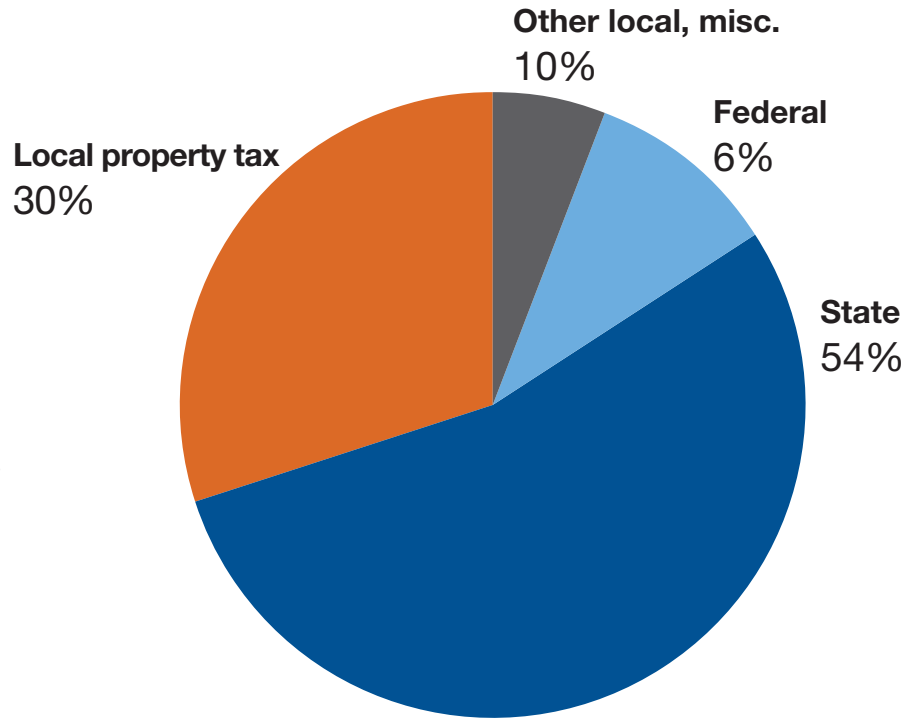
	Teachers	Principals	Superintendents
<b>Number</b>	36,279	1,140 for 1,350 schools*	273 for 333 districts*
<b>Average age</b>	40.9 years	46.1 years	51.0 years
<b>Percent female</b>	75.4%	40.1%	12.1%
<b>Percent minority</b>	2.4%	3.1%	1.1%
<b>Average total experience</b>	13.6 years	19.4 years	23.7 years
<b>Advanced degree</b>	35.0% Master's degree	84.1% Master's degree	56.0% Doctorate/Specialist degree
<b>Average regular salary</b>	\$55,703	\$102,259	\$147,285
<b>Enrollment category average salary range (300 - 7,500+ students)</b>	\$47,313 - \$60,395	\$86,007-\$115,420	\$116,721 - \$216,176

\* Administrators in smaller school districts often serve more than one building or school district.

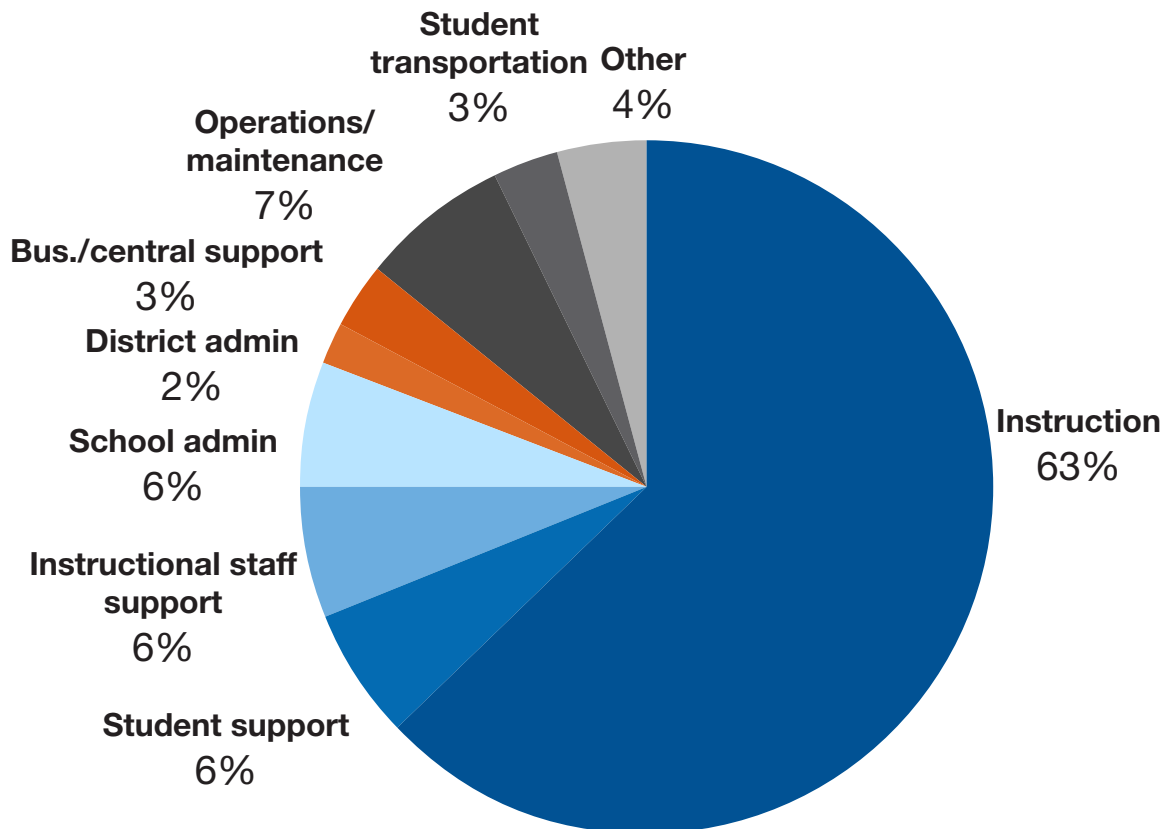
# A Closer Look: Iowa Public School Funding

## Where does the money come from?

**\$5.8+ Billion**  
General Fund 2015-16



## How is it spent?



[promiseiowa.org](http://promiseiowa.org)

#PromisEIA

